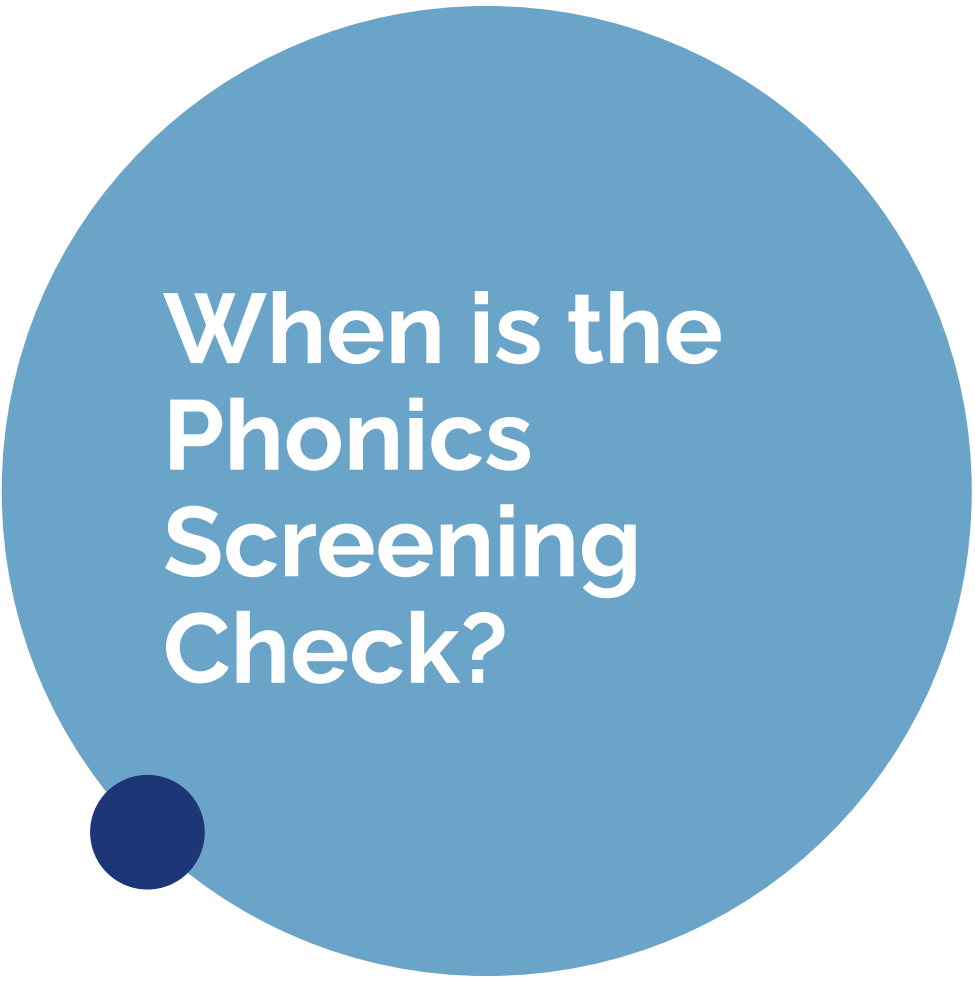
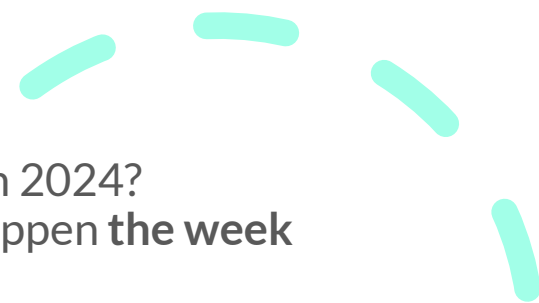


Phonics Screening Check

Year 1



When is the Phonics Screening Check?



When is the Phonics Screening Check in 2024?
2024's Phonics Screening Check will happen **the week commencing:**
Monday 10th June 2024

Why is there a Phonics Screening Check?

The Phonics Screening Check is meant to show how well your child can use the phonics skills they've learned up to the end of Year 1, and to identify students who need extra phonics help.

Year 2 children who have not passed or not taken the Phonics screening check will also have to do the check.

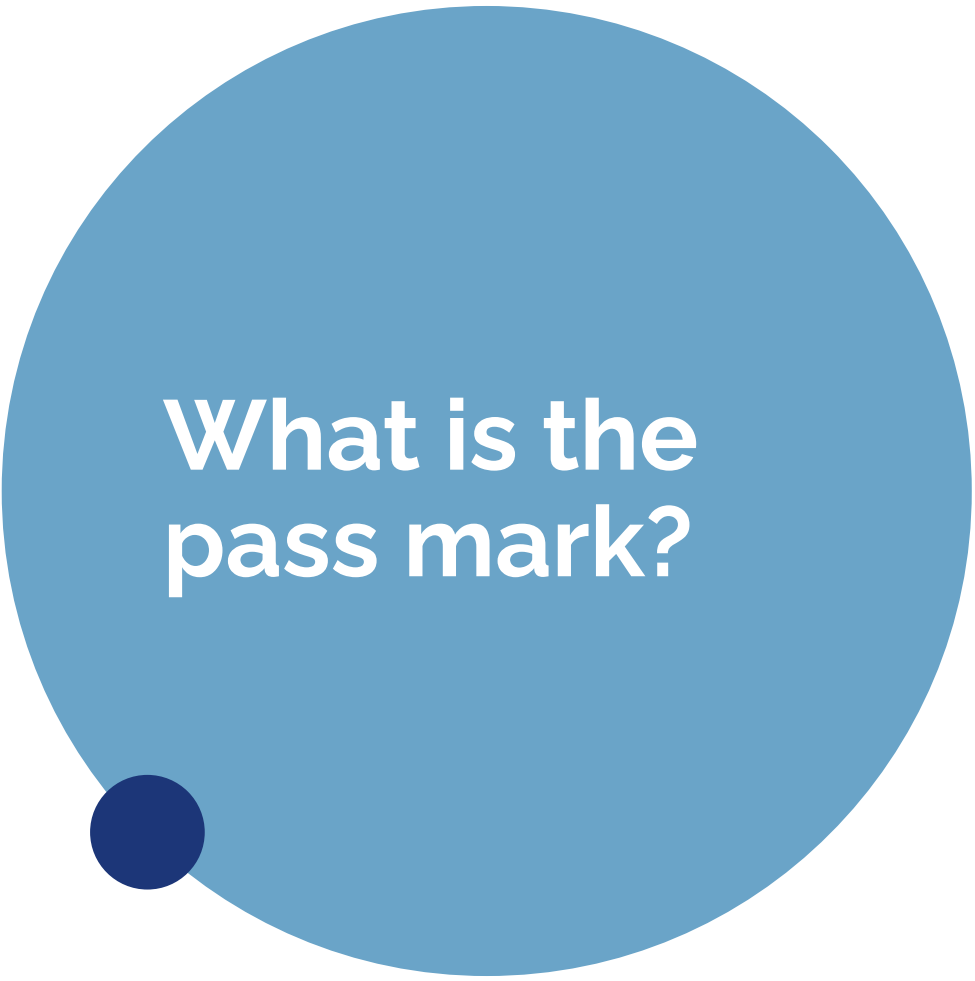
The Department for Education defines the checks as "short, light-touch assessments" that take about four to nine minutes to complete.





What does the Phonics screening test consist of?


- The check consists of **40 words and pseudo -words** ('alien' or 'nonsense' words) that your child will be asked to read one-on-one with an adult.
- This will happen out of class and in a quiet environment.
- The test is split into 2 sections. Each section consists of 10 real words and 10 pseudo-words.



**What is the
pass mark?**

32

The 2024 phonics screening check threshold mark is 32 out of 40 which is 80%.



Who should take the Check?

Pupils who should take the check

Pupils who have reached the age of 6 by the end of the academic year and who have completed the first year of the KS1 English programme of study (most pupils will be in year 1) must take the check in June 2024.

Pupils who have reached the age of 7 by the end of the academic year (most pupils will be in year 2) must also take the check in June 2024, if they have not taken the check before or if they did not meet the expected standard in the June 2023 check.

Who is exempt from the test?

Pupils who should not take the check

Pupils should not take the check if any of the following apply:

- they have shown no understanding of grapheme-phoneme correspondences
- they have not completed the first year of the KS1 English programme of study
- they have recently moved to the country and are unable to understand letters and sounds in English
- they use British Sign Language or other sign-supported communication, such as communication boards, to spell out individual letters
- they are non-verbal, or selectively mute
- they have been absent during the check window – if a pupil does not take the check during this period and returns to school after Friday 21 June, they must be recorded as absent

What do we do with the results?

- We must submit the data to the Department of Education by the end of the academic year
- DfE does not publish school-level results for the phonics screening check. Results will be available in Analyse School Performance 20, and schools will also have access to national and Local Authority results 21 to allow them to benchmark their pupils' performance.
- By the end of the summer term, we will publish individual children's results to their parents - this will be in their annual report.
- We will also let parents know if their child has not passed so therefore, they will need to retake the test in Year 2

What does a phonics screening test look like?

Practise Screening Test 1

Y1 Phonics screening check: Answer Sheet

First name	
Last name	

Screening check responses: please tick the appropriate box for each word. The use of the comment box is optional.

Section 1				Section 2			
Word	Correct	Incorrect	Comment	Word	Correct	Incorrect	Comment
bim				pronk			
hud				plood			
reb				dreet			
piv				krite			
wuck				shreb			
gith				draysing			
bret				shride			
thax				thranday			
zort				goalkeeper			
shab				here			
chee				little			
thim				together			
that				time			
down				Mrs			
back				lie			
have				crayon			
there				enjoyed			
will				benches			
like				seat			
exit				thirsty			

Total Correct


2019 national curriculum assessments


Key stage 1


Phonics screening check


Pupils' materials

Section 2

brend 

throst 

stret 

spraw 

Page 18 of 24

Section 2

label

vanish

blossom

thankful





Page 21 of 24

<https://www.youtube.com/watch?v=hkj7McN7c40&list=PLPVrkr0oJX1s-2ql0nm6QUdRIMop6POJ5>

What is an alien word?

- The pseudo-words are new to all children and allow them to demonstrate their phonic skills.
- At Clapham Manor we call these words 'alien' words because in the test there is an alien picture next to them.
- These words can be very challenging for children, as they might read them to sound like a word they know for example brend might be read as bread. It is so important to reiterate the picture shows it's an alien words, therefore the word does not exist.
- Children learn alien words every day in their Phonics lesson

Section 2

brend	
throstr	
stret	
spraw	

b
tr



What can you do at home?

- Practice alien words
- Read daily with your child
- Practice Fred talking words
- Practice special friends - fred talk
- Use the Practice sheets
- <https://www.gov.uk/government/publications/phonics-screening-check-2019-materials>
- <https://www.ruthmiskin.com/parents/>

Online games

- <https://www.phonicsbloom.com/uk/game/odd-and-bob?phase=2>