
Phonics Coffee Morning Workshop



Read Write Inc.
Phonics



Introduction to Phonics

Every school subscribes to a phonics scheme.

Our school along with 8,000 other schools use




The Learning Journey:

Nursery: Phonics in Nursery is divided into seven aspects of learning: General sound discrimination - listening to environmental sounds, General sound discrimination - instrumental sounds, - General sound discrimination - body percussion, Rhythm and rhyme, Alliteration, Voice sounds, **Oral blending and segmenting** They begin learning the sounds and orally blending in the Summer term.

Reception: Learn to recognise and blend set 1 sounds, read set 1 green word cards, introduce **red words** and begin learning set 2 sounds.

Year One: Finish consolidating reading set 2 sounds and learn all set 3 sounds in preparation for the Year One phonics screening check.

Year Two: Build fluency in reading and begin specifically focusing on comprehension.



The Sounds are Categorised into Three Sets:

Speed Sounds Set 1

m m	a a	s s	d d	t t
i i	n n	p p	g g	o o
c c	k k	u u	b b	f f
e e	l l	h h	sh sh	r r
j j	v v	y y	w w	th th
z z	ch ch	qu qu	x x	ng nk

© Oxford University Press 2016.

Speed Sounds Set 2

ay may I play?	ee what can you see?	igh fly high	ow blow the snow	oo poo at the zoo
oo look at a book	ar start the car	or shut the door	air that's not fair	ir whirl and twirl

Speed Sounds Set 3

ea cup of tea	oi spoil the boy	ou shout it out	oy toy for a boy	
a-e make a cake	i-e nice smile	o-e phone home	u-e huge brute	aw yawn at dawn
are care and share	ur nurse with a purse	er a better letter	ow brown cow	ai snail in the rain
oa goat in a boat	ew chew the stew	ire fire, fire!	ear hear with your ear	ure sure it's pure

How do I say the sounds?



Key Terminology

Fred Talk - segmenting the word into phonemes (sounds).

Special Friends- two letters that make one sound.



'Special Friends', 'Fred Talk', read the word



Link to Writing

Identify how many sounds you can hear, pinch the sounds and write the word.



A Typical Session Set 1a-c - 35 minutes every day

1. Speed Sound Session

- Learn a new sound
- Practise writing the new sound
- Recap Old Sounds
- Orally blend

2. Learning to Blend Using a Magnetic Whiteboard



A Typical Session Set 1 Ditty +Red - 45 minutes every day

1. Speed Sound Session

- Learn a new sound
- Oral blending
- Practise writing the new sound
- Recap Old Sounds
- Read set 1 green word cards



2. Story time

Ditty 2: tag

Word Cards - read the words that the letter name

t a s d g n m i

Green Words - read these words by blending the sounds together

is dad it nan am tag


Red Words - read these words but tell your child the sound of the first sound

i

tag
dad is it
tag
nan is it
tag
I am it



Remember not to read the story in your sleep time.
So your child needs the story to please and get your child plenty of sleep.



'Special Friends', 'Fred Talk', read the word



A Typical Session Set 2+3- 45 minutes every day

ay



may I play?

1. Speed Sound Session



- Learn a new sound & Recap Old Sound
- Write words with new the new sound ...
- them

2. Story Time



- Read words specific to the story
- Read the story
- Comprehension questions



3. Get Writing



- Hold a sentence
- Proofread / correct a sentence
- Larger piece of independent writing



Assessment:

From Reception your child will be assessed at the end of every half term. The assessment tests how many sounds your child knows and if they can read them in a variety of words. How far they get in the assessment will determine what group they are in.

Sound Blending Group A
Sound Blending Group B
Sound Blending Group C
Photocopied Ditties
Red Ditties
Green
Purple
Pink
Orange
Yellow
Blue
Grey

Set 1

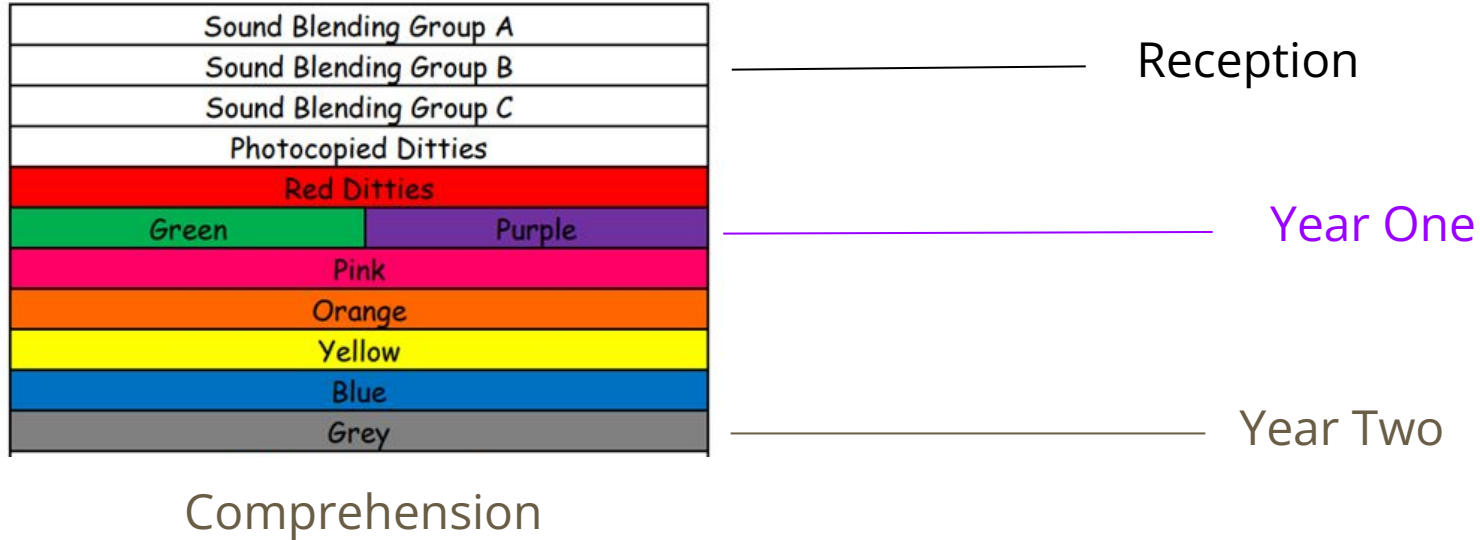
Set 2

Set 3

Comprehension

From yellow to grey the key difference is their fluency. How quickly can they read a paragraph without making mistakes.

Where Should My Child be Now?



Where Should My Child be by the End of the Year?

Sound Blending Group A	
Sound Blending Group B	
Sound Blending Group C	
Photocopied Ditties	
Red Ditties	
Green	Purple
Pink	
Orange	
Yellow	
Blue	
Grey	

Reception

Year One

Comprehension

Year Two should be in comprehension from Spring 1 to the end of the year.

Year One Phonics Statutory Assessment:

Every year around the first week of June all children in Year One are assessed on their ability to phonetically decode 20 real words and 20 'alien' words.

These words are different every year and your child's results will need to be reported to the government. If your child is in Year One their results will be attached to their report at the end of the academic year. If your child is in Year Two and resitting your class teacher will contact you directly.

To pass your child needs to read 32/40 words correctly. This assessment will be conducted and reported by Miss Ali.

Your child is allowed to draw on the words to underline special friends that they can see. We are not allowed to identify any for them.

To have a good chance at passing your child will need to be fluent in all sounds from set 1-set 3. We do not know what sounds will come up nor can we make a prediction.

sort

doilt



How Can I Support my Child at Home?

Children succeed when we work together!



1. Reading Every Day!

10 minutes! We send three books home every week!

Please sign your child's reading record!

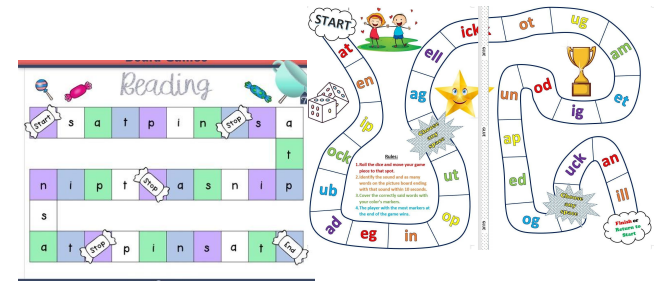


2. Play Phonics Games

I spy, sound blending games (I can see a c-a-t, what can I see?), make a board game etc.

3. Spot Letters and Sounds in Everyday Life

4. Practise identifying sounds on a sound mat



RWI Parent Resources:

Online parent portal: <https://www.ruthmiskin.com/parentsandcarers/>

RWI products on Amazon (you could also make your own):



Reception



Year One/Two

Time for
questions!

